

# Ordering repeat prescriptions online

Using Patient Access on the internet  
or on your mobile smartphone

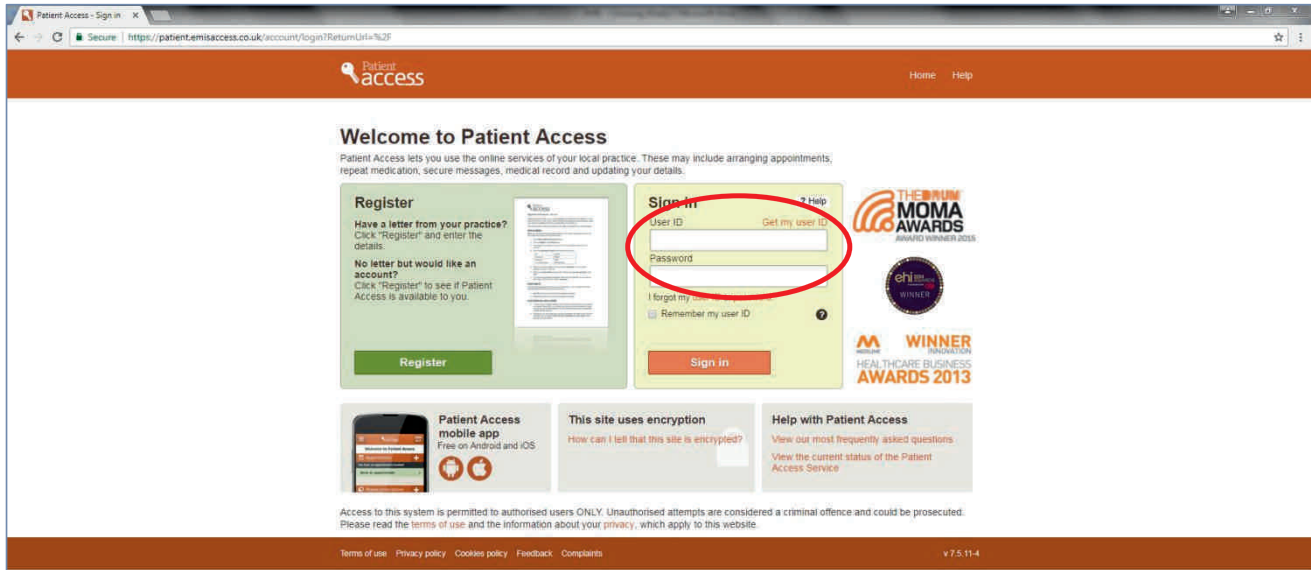
This guide applies to the NHS GP online system  
used by practices in the following boroughs:

- Brent
- Harrow
- Hillingdon

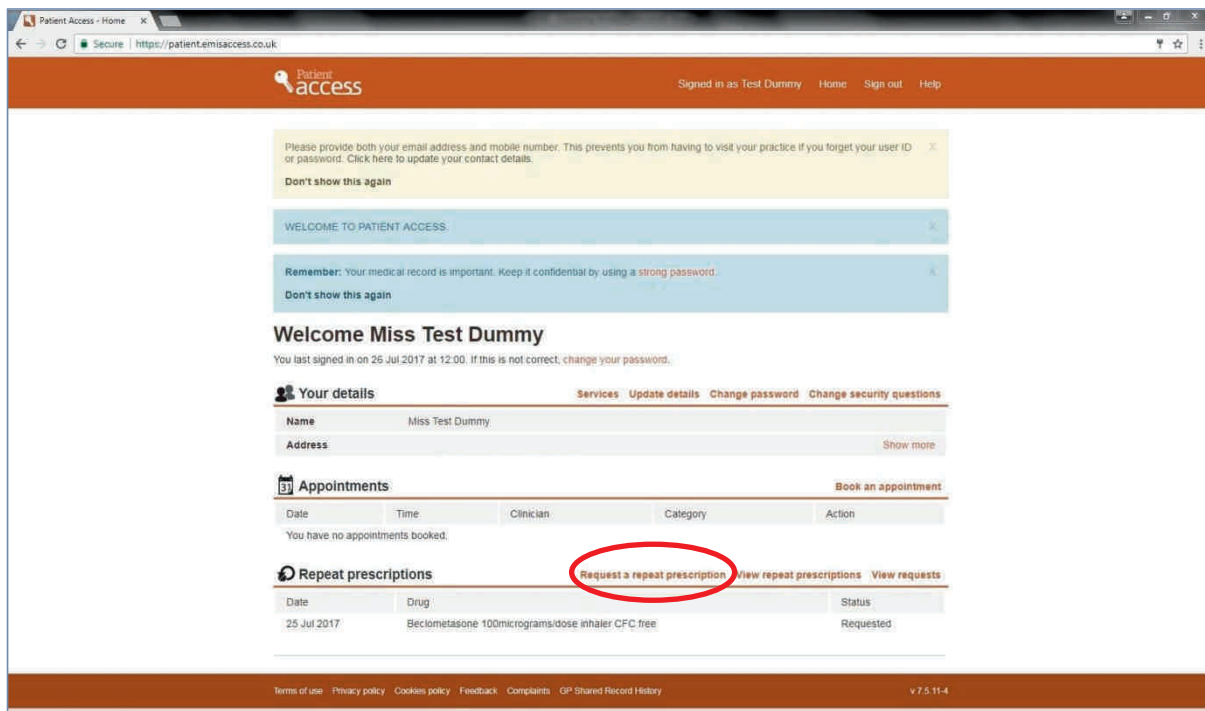


# Ordering your repeat prescriptions on a computer

1. Ask your GP practice for a Patient Access account
2. Go to <https://patient.emisaccess.co.uk>. You'll need to register your account first by selecting **register** on the screen below. Once registered, enter your User ID and password and **sign in**.



3. On the following screen, select **Request a repeat prescription**.



4. Select the medicines you want to request by ticking the check box. Add a message related to the request (if required) and click the **Submit request** button.

PLEASE STILL ALLOW 72 HOURS FOR COLLECTION.

### Your repeat medication

Select the medicine(s) you want to request by ticking the check box. Add a message related to the request (required) and click the "Submit request" button.

You can search for information on each item by clicking the icon, which opens the Patient.info website in a new window.

| Select                              | Drug  | Details              | Last issued |
|-------------------------------------|---|----------------------|-------------|
| <input checked="" type="checkbox"/> | Beclometasone 100micrograms/dose Inhaler CFC free | As dir, 1 x 200 dose | 10 Jul 2017 |

Enter the name of the surgery or branch where you'd like to pick up your prescription.

You may include a message relating to your request.  
If you need to request something that is not listed, please contact your practice.

Maximum characters 150. You have 150 characters left.

[Terms of use](#) [Privacy policy](#) [Cookies policy](#) [Feedback](#) [Complaints](#) [GP Shared Record History](#) v 7.5.11-4

5. Once submitted, click the **Confirm** button to complete the request.

### Here are the details of your request:

You are about to request the medication(s) below. Click confirm to send the request.

[Your medication here]

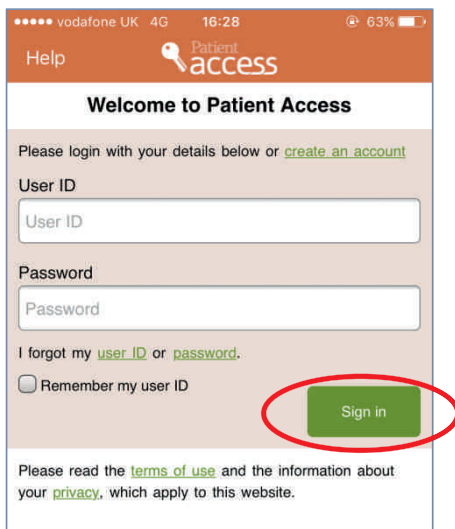
[Terms of use](#) [Privacy policy](#) [Cookies policy](#) [Feedback](#) [Complaints](#) [GP Shared Record History](#) v 7.5.11-4

**Success!**  
**Medication Ordered**

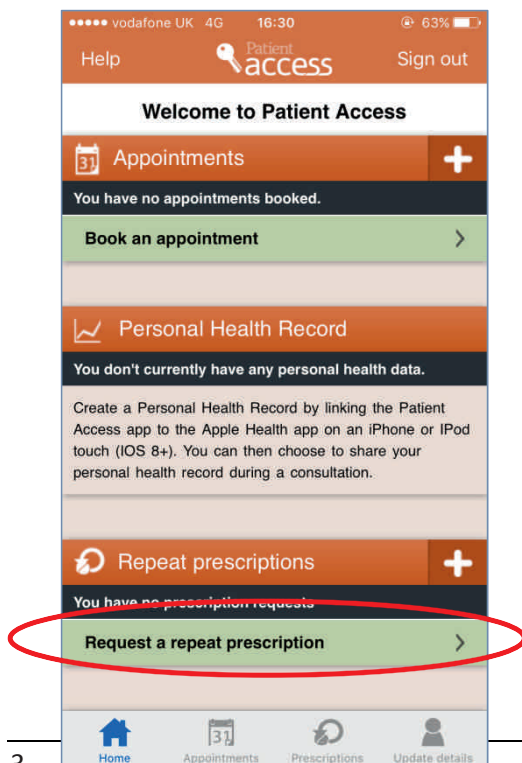
# Ordering repeat prescriptions using the Patient Access App on your smart phone or smart device

You can also order repeat prescriptions using the **Patient Access App**. It's free to download from Google Play and the Apple App Store.

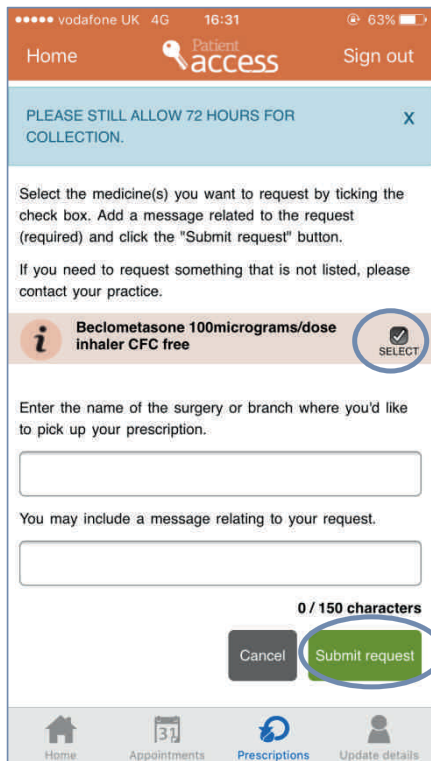
1. Ask your GP practice for a Patient Access account. You'll need to register your account first by selecting **create an account**. Once registered, enter your User ID and password and **sign in**.



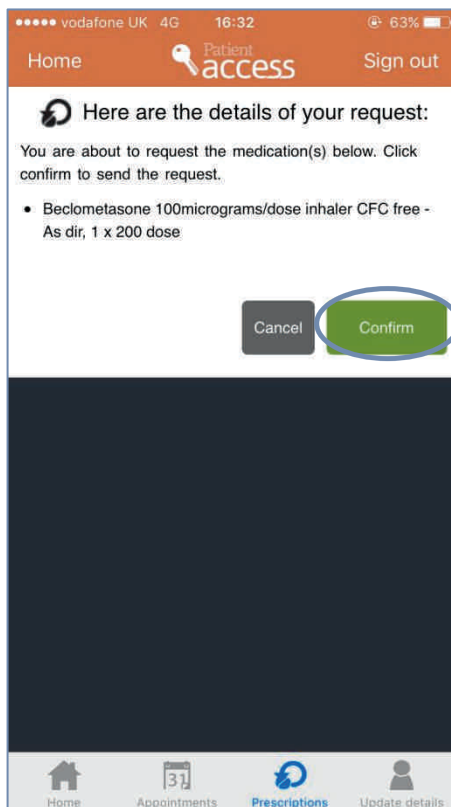
2. **Request a repeat prescription** on the Home screen.



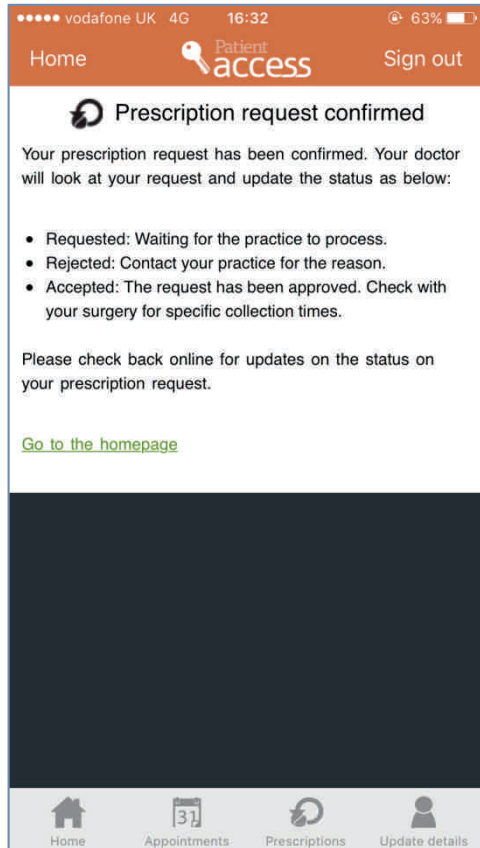
3. Your list of available prescriptions is displayed. Select the medications you wish to reorder. A tick will be displayed next to each medication that you have chosen. Then select **submit request**.



3. Review the details of your request and **confirm** your order.



4. Your prescription request is now confirmed.



# Success!

## Medication Ordered

# Ordering your repeat prescriptions online

*in bullet points*

## Ordering your repeat prescription on a computer

- Ask your GP practice for a Patient Access account.
- Once you have your account details, go to <https://patient.emisaccess.co.uk>
- You'll need to register your account first by selecting **register** on the screen. Once registered, enter your User ID and password and **sign in**.
- On the next screen, select **Request a repeat prescription**
- Select the medicines you want to request by ticking the check box. Add a message related to the request (if required) and click the **Submit request** button.
- Once submitted, click the **Confirm** button to complete the request.
- **Success! Your medication is now ordered.**

## Ordering your repeat prescription on a smartphone or smart device

- You can also order repeat prescriptions using the **Patient Access App**. It's free to download from Google Play and the Apple App Store.
- Ask your GP practice for a Patient Access account.
- Once you have your account details, you'll need to register your account first by selecting **create an account**.
- Once registered, enter your User ID and password and **sign in**.
- Select **request a repeat prescription** on the Home screen.
- Your list of available prescriptions is displayed. Select the medications you wish to reorder. A tick will be displayed next to each medication that you have chosen. Then select **submit request**.
- Review the details of your request and **confirm** your order.
- Your prescription request is now confirmed.
- **Success! Your medication is now ordered.**

This leaflet has been issued by NHS North West London Collaboration of CCGs.

[www.healthiernorthwestlondon.nhs.uk](http://www.healthiernorthwestlondon.nhs.uk)

October 2017



# Click and easy

[nhs.uk/GPonlineservices](https://nhs.uk/GPonlineservices)

